














# The 2023 Census

## General Information



<p>What is the <b>census</b>?</p> 	<p>It's a <b>survey</b>.</p> 
<p>What is a <b>survey</b>?</p> 	<p>It's a list of <b>questions</b>.</p> 
<p>Who answers these questions?</p> 	<p>Everyone who is in New Zealand on <b>Census Day</b>.</p> 
<p>When is <b>Census Day</b>?</p> 	<p><b>March 7</b></p> 
<p>Why do we do the census?</p> 	<p>To <b>understand more about the people</b> in New Zealand.</p> 
<p>Can people see my answers?</p> 	<p>Don't worry, we <b>won't show</b> your answers to anyone.</p> 

*Match these answers with the correct questions*

Everyone who is in New Zealand on Census Day.

To help the government, businesses and other groups understand more about the people in New Zealand.

Your answers are kept safe and never shared with anyone.

Tuesday 7 March 2023.

It's a list of questions to get information about the people who answer them.

On or before Census Day.

The census is a survey in all New Zealand every five years.

1. What is the census?

2. What is a survey?

3. When is Census Day?

4. Who has to do the census?

5. Why do we do the census?

6. When do we do the census?

7. Will other people see my answers?

## How can I do the census?

*Match the words with the pictures*

Online

On paper

Census Day

Letter

Code

Forms

Census  
collector



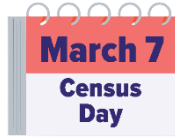
You can do the census **online**



or **on paper**.



Before **Census Day**



, you will receive a **letter**,



with a **code**



to do it **online**,

or a **code** and **forms**



to do it **on paper**.

In some places, a **census collector**



will bring you a

**letter** with a **code** and **forms** and help you do it.

Your answers are about where you are on the **night** of **Census Day**.

After **Census Day**, if you haven't sent the **forms** back, you'll receive a letter asking you to send them or a **census collector** can come to your house to get the **forms**.

*Answer the questions with information from the reading*

1. How can you do the census?
2. What is in the letter that you receive before Census Day?
3. What does a census collector do?
4. What are your answers about?

*Fill the blanks with the key words from the reading*

Before Census Day, everyone will receive a letter with a 1. \_\_\_\_\_ to do the census 2. \_\_\_\_\_.

Some people will receive both a code and the 3. \_\_\_\_\_. In some places, a

census 4. \_\_\_\_\_ will bring your letter to your house.

You have to do the census before or on the 5. \_\_\_\_\_ of Census Day.



## What's new about the 2023 census?

There will be **new questions** to understand more about the people in New Zealand.

It will be **easier** to do. What makes the 2023 census **easier** to do?

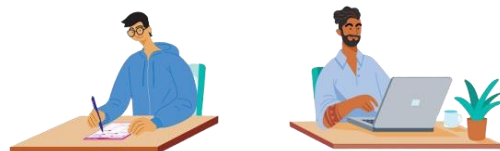
*Match the sentences with the pictures*

You can do it online or on paper.

**Before**

**March 7**  
**Census Day**

There will be twice as many collectors.



You can do it before Census Day.



Instructions and information are in more languages and formats.



There will be more **census events** in communities.

Where you can get help to do the census



## Why the census matters?



By doing the census, you show what **you**, your **family**, and your **community** need. By knowing these needs, the **government**, **councils**, **businesses**, and other groups can plan to help us all.


*Listen and fill the blanks with these words*

electricity	money	libraries	easier
better	groups	roads	services

*Answer these questions*

### Our answers will show

### Plans to help us

<ul style="list-style-type: none"> <li>Where people live</li> </ul>	<ul style="list-style-type: none"> <li>Where to put hospitals, schools, 1. _____, parks, shops, etc.</li> <li>Give some schools more 2. _____</li> </ul>
<ul style="list-style-type: none"> <li>How people travel </li> </ul>	<ul style="list-style-type: none"> <li>Where to build 3. _____</li> <li>Add more buses and trains</li> </ul>
<ul style="list-style-type: none"> <li>How many people use 4. _____, the Internet, and water</li> </ul>	<ul style="list-style-type: none"> <li>Make it 5. _____ for people to use them</li> </ul>
<ul style="list-style-type: none"> <li>Do we have enough houses?</li> <li>Are our houses big enough?</li> <li>Are they good enough?</li> </ul>	<ul style="list-style-type: none"> <li>Build more houses</li> <li>Make houses 6. _____</li> </ul>
<ul style="list-style-type: none"> <li>Where different 7. _____ of people live</li> <li>Are they happy?</li> </ul>	<ul style="list-style-type: none"> <li>Put more 8. _____ where they live</li> </ul>

**What do you need?**

*Ex: I need a bus stop near my house.*

I need \_\_\_\_\_  
\_\_\_\_\_

**What does your family need?**

*Ex: My children need a library near our house.*

\_\_\_\_\_  
\_\_\_\_\_

**What does your community need?**

*Ex: We need better roads.*

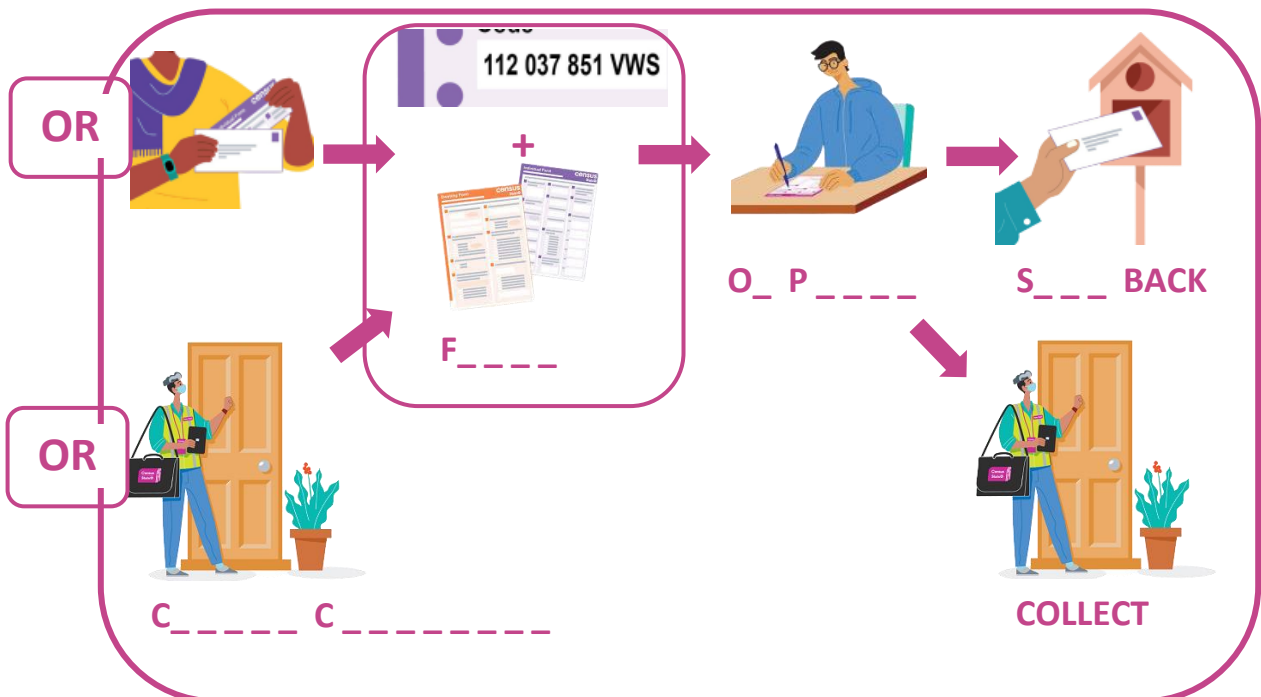

\_\_\_\_\_  
\_\_\_\_\_

*Ask your classmates these questions and write down their answers*

\_\_\_\_\_  
\_\_\_\_\_  
\_\_\_\_\_  
\_\_\_\_\_

## Wrap-up

Complete the blanks with words from this lesson



Work with your classmates. Ask and answer these questions

1. When is Census Day?
2. When do we do the census?
3. How do we do it?
4. What does a census collector do?
5. What is new about the 2023 census?
6. Why do we do the census?

## Answer keys

### General Information

What is the census? The census is a survey in all New Zealand every five years.

What is a survey? It's a list of questions to get information about the people who answer them.

When is Census Day? Tuesday 7 March 2023.








Who has to do the census? Everyone who is in New Zealand on Census Day.

Why do we do the census? To help the government, businesses and other groups understand more about the people in New Zealand.

When do we do the census? On or before Census Day.

Will other people see my answers? Your answers are kept safe and never shared with anyone.

### How can I do the census?

<div>Online</div> 	<div>Code</div> 
<div>On paper</div> 	<div>Census collector</div> 
<div>Census Day <b>March 7</b></div> 	
<div>Letter</div> 	<div>Forms</div> 

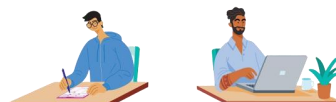
1. How can you do the census? Online or on paper
2. What is in the letter that you receive before Census Day?  
A code or a code and forms
3. What does a census collector do?  
A census collector can bring you a letter with a code and forms and help you do the census. They can also collect the forms.
4. What are your answers about? About where you are on the night of Census Day

1. code
2. online
3. forms

4. collector
5. night

### *What's new about the 2023 census?*

You can do it online or on paper.



There will be twice as many collectors.



You can do it before Census Day.

Before

March 7  
Census Day

Instructions and information are in more languages and formats.



There will be more census events in communities.



### *Why the census matters?*

1. libraries
2. money
3. roads
4. electricity

5. easier
6. better
7. groups
8. services

### *Wrap-up*

Letter – code – online

Forms – on paper – send

Census collector

1. Tuesday March 7
2. Before or on Census Day
3. Online or on paper
4. A census collector can bring you a letter with a code and forms and help you do the census. They can also collect the forms.

5. There will be new questions and it will be easier to do.
6. To help the government, businesses and other groups understand more about the people in New Zealand (and can plan to help us all).

## Transcript

When the government knows where people live, they can plan where to put hospitals, schools, libraries, parks; and businesses can plan where to put shops. The government can also think about giving some schools more money.

When the government knows about how people travel, they can plan where to build roads and where to add more buses and trains.

Knowing how many people use electricity, the Internet, and water helps the government make it easier for people to use them.

Do we have enough houses? Are our houses big enough? Are our houses good enough? Having the answers to these questions helps the government plan to build more houses and make houses better.

The government also wants to know where different groups of people live and if they are happy. More services can be added where these groups live.

## Teacher Guide

	Suggested activities	How to conduct these activities
<i>General Information</i>		
<ul style="list-style-type: none"> <li>Comic strip</li> </ul>	Matching	<ul style="list-style-type: none"> <li>Cut each frame in half</li> <li>Learners work in pairs matching the halves.</li> <li>Or each learner holds one half walking around the classroom looking for the other half.</li> </ul>
	Role-play	<ul style="list-style-type: none"> <li>Each pair of learners takes turn asking and answering, then they swap pairs.</li> </ul>
<ul style="list-style-type: none"> <li>Questions and answers</li> </ul>	Matching	Learners work individually, writing down the answers in the correct boxes.
	Or matching + role-play	<ul style="list-style-type: none"> <li>Cut the answers into strips</li> <li>Learners work in pairs matching these strips with the answers.</li> <li>Practise asking and answering</li> <li>Take away the strips and let learners ask and answer from memory</li> </ul>
	Making questions	For higher-level learners <ul style="list-style-type: none"> <li>Without showing them the task, read out the answers and ask them to come up with the questions</li> <li>This can be done as a competition in groups. After hearing each answer, each group writes down their question and show it to the whole class when the time runs out.</li> </ul>
<i>Why the census matters?</i>		
<ul style="list-style-type: none"> <li>Listening</li> </ul>	Pre-listening guessing	Read and guess what words should be used to fill the blanks

		For higher-level learners: remove the word bank
<ul style="list-style-type: none"> <li>• Writing</li> </ul>	Brain-storming	Show learners pictures of public services and infrastructure to elicit words and ideas
		For higher-level learners: learners make mind-maps of the public services and infrastructure that they use and discuss the importance of these services to themselves and to their community.
<ul style="list-style-type: none"> <li>• Speaking</li> </ul>	Reporting	After learners finish the speaking task, ask them to report on their friends' answers
<i>Wrap-up</i>		
<ul style="list-style-type: none"> <li>• Speaking</li> </ul>	Interviewing	<ul style="list-style-type: none"> <li>• Cut the question paper into strips and give one to each learner</li> <li>• Learners walk around the classroom pairing up with others taking turns answering each other's question.</li> <li>• Swap the questions and pair up with someone else</li> </ul>

Materials writer: Chau Thai